



## Online Health History Questionnaire

Please note: not all screen shots of the health history questionnaire are included in this document.

United Blood Services donors can now complete the health history questionnaire online the day of their donation! By making the simple choice to fill out the questionnaire before they come to the blood drive, donors will likely **reduce the in-person interview to only a few essential follow-up questions.**

Beginning October 1st, donors can access our new online health history questionnaire on the home page of [www.UnitedBloodServices.org](http://www.UnitedBloodServices.org), by clicking on the "Health History Questionnaire" link on the left side of the page.

**donor hero history** Log In

Log in to:

- ❖ Schedule an appointment
- ❖ Check cholesterol results
- ❖ View your Donor Hero History
- ❖ Visit the Donor Rewards Store

**New to United Blood Services?**  
[Schedule an appointment](#) to create your Donor Hero History.

**Are You a Coordinator?**  
[Log in](#) to update and maintain your Coordinator Hero History.

[Health History Questionnaire](#)

Find Drives By Zip Code

Enter Zip

Distance  Miles

[Find Blood Drives](#)




### Meet Eniketi:

Eniketi is a loyal blood donor. She started donating when she was 18 years old. She also coordinates for her workplace. "I donate blood for people I know and for those I don't," she says. "Last year, my aunt passed away. If it weren't for those anonymous blood donors, I don't know if my aunt would be here with us today." She enjoys recruiting co-workers to donate at her workplace blood drives. "My goal is to help people understand how important it is to give blood, which can really save lives!"

FOR BLOOD DONORS	FOR COORDINATORS	
<p><b>HOW THE REWARDS PROGRAM WORKS:</b></p>	<p><b>2) EARN POINTS FOR EACH DONATION...</b></p>	<p><b>3) REDEEM YOUR POINTS FOR FUN STUFF</b></p>

Once the donor clicks on the "Health History Questionnaire" link (or on the link in the Donor Appointment Reminder Email), the donor will see the following information:



**United Blood Services**  
Find the hero in you.

[Locations](#) | [Contact Us](#)

[Home](#)   [About Us](#)   [Go Local](#)   [Donate Now](#)   [Hero Rewards](#)   [Learn More](#)   [Get Involved](#)   [Careers](#)


## NEW! COMPLETE YOUR HEALTH HISTORY QUESTIONNAIRE ONLINE

Complete your health history pre-interview online to save time at your blood donation.

We are testing the health history questionnaire online. It is available only at blood centers and mobile blood drives located in and around:

- Reno, Tahoe and northern Nevada
- El Paso, Texas and Las Cruces, New Mexico
- McAllen and Harlingen, Texas
- Lubbock, Midland, Odessa, and San Angelo, Texas

**Important Note:** *You must complete the health history form on the same day that you donate blood. The day of your donation begins at 12:01 a.m. A ticket dated for a different calendar day cannot be accepted. Do not complete your health questionnaire the day before (or several days before) your donation.*



### Instructions for Completing the Questionnaire

1. Gather your personal information, including prescriptions and travel information, before you begin. Download our [Fast Track form](#) to learn more about our medication and travel restrictions. Make sure you are connected to a printer, that you are in a confidential setting and that you will not be interrupted before you complete the health history form. *You cannot save the form to finish later. If you close the form before printing the ticket, your responses will be lost.*
2. Complete the health history form. If there is a question you do not understand, or if you want to talk with our staff about your answer, select "Skip Question" and the Donor Care Specialist will discuss the question with you at your donation appointment.
3. Click the "Print your Ticket" button at the bottom of the form. Do not close the browser window until you are certain your ticket has printed.
4. Bring the ticket with you when you donate blood. If you lose your ticket, you must complete a new interview online or at the donation site.

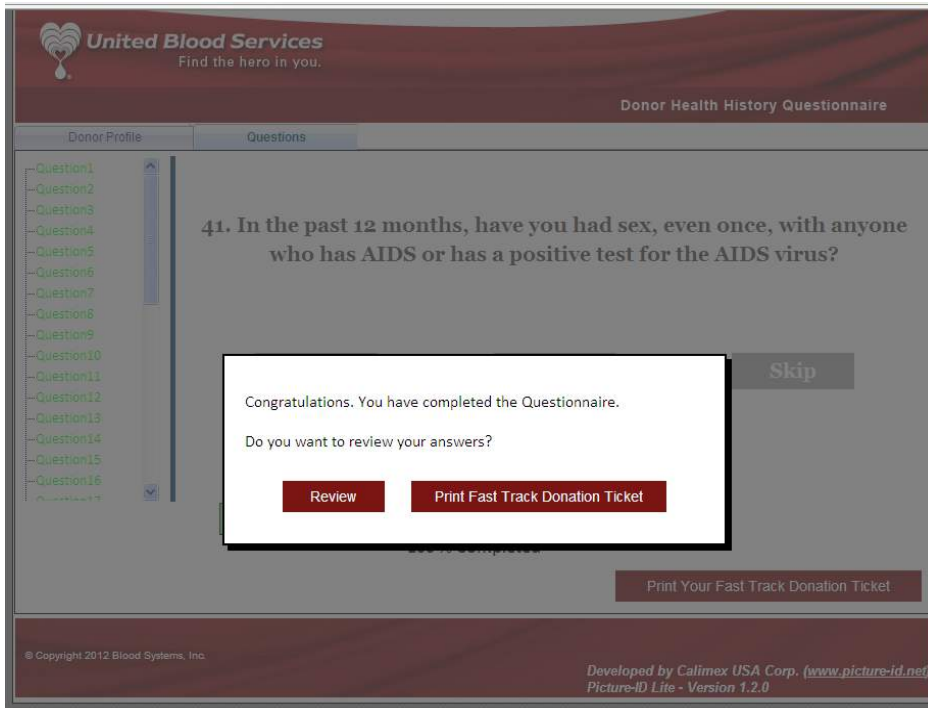
### Privacy Concerns and System Requirements

Once the donor clicks on the “Continue” button on the previous instruction screen, he will see this screen where he will be asked for name, gender and date of birth. The donor does not need to fill in the donor ID field to proceed.

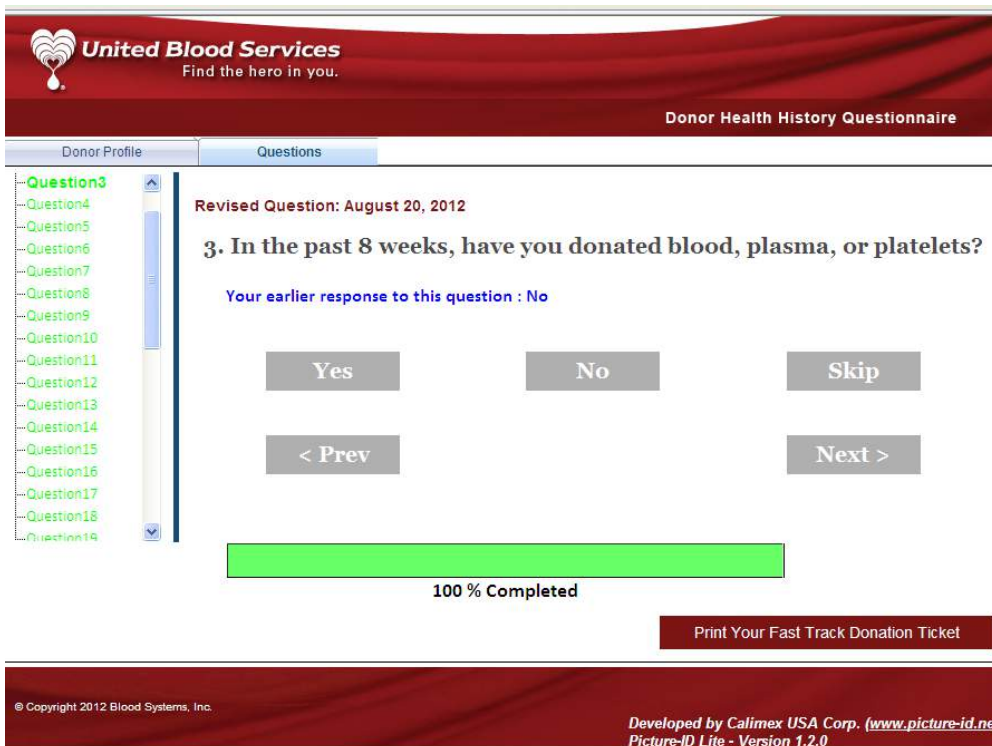
The screenshot shows the 'Demographic data' section of a web form. At the top left is the United Blood Services logo with the tagline 'Find the hero in you.' and navigation links for 'Locations' and 'Contact Us'. Below this is a horizontal menu with links: Home, About Us, Go Local, Donate Now, Hero Rewards, Learn More, Get Involved, and Careers. The form fields include: Donor ID[PROGESA ID] (with a note '(on your donor card)'), \* Date Of Birth[mm/dd/yyyy] (with a note '[Please enter Date of Birth in MM/DD/YYYY format.]'), \* Gender (radio buttons for Male and Female), \* First Name, Middle Name, and \* Last Name (all text input fields). There is also an 'Enter Text' field with a note '[Text is not case sensitive]' and a small graphic of the letters 'X L V J'. A red button labeled 'Complete Donor History Questionnaire Form' is at the bottom. The footer contains copyright information for 2012 Blood Systems, Inc. and development credits to Calimex USA Corp. (www.picture-id.net) for Picture-ID Life - Version 1.2.0.

Once a donor clicks on the button “Complete Donor History Questionnaire Form,” the document “Information and Instructions for Your Blood Donation” opens. The donor must read this document and indicate that he or she understands it by answering the following question. This is the first question of the online questionnaire. (The donor has the option of opening the “Information and Instructions for Your Blood Donation” again by clicking on the “Read Educational materials” button):

The screenshot shows the 'Donor Health History Questionnaire' interface. At the top is the United Blood Services logo and tagline. The page title is 'Donor Health History Questionnaire'. Below the header are two tabs: 'Donor Profile' and 'Questions'. The 'Questions' tab is active, showing a list of questions from Question 1 to Question 17 on the left. The main content area displays 'Question 1' with the text: '1. Have you read and understood all the donor information presented to you?'. Below the question are three buttons: 'Yes', 'No', and 'Skip'. A red button labeled 'Read Educational materials' is positioned above the 'Yes' button. At the bottom of the question area, a progress bar shows '0 % Completed'. The footer contains copyright information for 2012 Blood Systems, Inc. and development credits to Calimex USA Corp. (www.picture-id.net) for Picture-ID Life - Version 1.2.0.



The donor can review each answer to each question and make changes if necessary:




Then, the donor can print the Fast Track Donation Ticket (below).

**Important:** The donor must bring this ticket and present it to our staff on the day of the donation. The donor's Fast Track Donation Ticket will show the date the donor completed the online Health History Questionnaire. That date must match the date of the donation. Per FDA requirements, donors cannot complete the questionnaire the day before or several days before their donation. *The online health history questionnaire must be completed the day of the donor's*


donation. If a donor completes the online questionnaire before the day of his or her donation and brings the Fast Track Donation Ticket to the blood drive, the donor will have to redo the entire questionnaire at the blood drive.

**Fast Track Donation Ticket**

 **United Blood Services**  
Find the hero in you. *Fast Track Donation Ticket*

<b>First DIN</b>	<b>Double Stick DIN</b>
------------------	-------------------------

**Full Name:** JANE DOE  
**D O B:** 1/1/1980  
**Donor ID:**



This ticket is valid only on the calendar date of your blood donation.  
Please bring it with you and give it to our staff when you arrive at the blood center or blood drive.  
Thank you for finding the hero in you.

**Printed on:** [09/12/2012 09:14:27] (GMT-7:00)

[Close](#) [Print Fast Track Donation Ticket >>](#)

When the donor brings this Fast Track Donation Ticket to her blood donation appointment, or completes the health history at the blood drive, one of our staff members will scan the bar code on the ticket. This pulls up the donor's answers to the questionnaire. Our staff member will take the donor's vitals next and then review the questionnaire, (asking only those questions that the donor skipped or might need further clarification), and then determine the donor's eligibility to donate.

That's it! Your donors can save time and save lives with our new online health history questionnaire process.