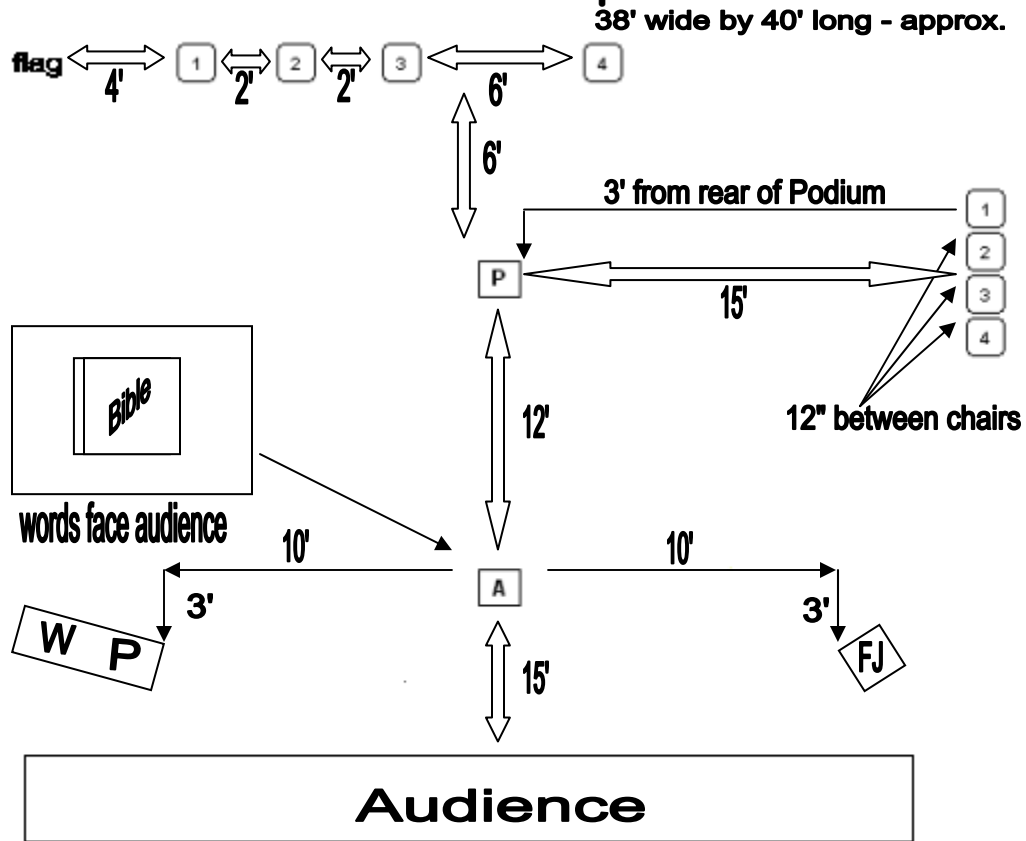


WOMEN OF THE MOOSE

RITUAL COMPETITION FLOOR DIAGRAMS AND FLOOR MOVEMENT

Room set-up



Seating Legend	
1.	Registrar
2.	Chaplain
3.	Chairman
4.	Historian

Judging Stations - Inside corner

10' out from Altar corner (closest to Podium)
3' back from Altar corner (closest to Podium)

Team Chairs -Front of room

Team chairs and flag on straight line

Flag = 4' from nearest leg of Registrar's chair

Registrar's chair = 2' from nearest leg of Chaplain's chair

Chaplain's chair = 2' from nearest leg of Chairman's chair

Chairman's chair = 6' from nearest leg of Historian's chair

Podium - in front center of room

Podium - Centered 6' from front of Chairman's and Historian's chairs

Podium to Altar = 12'

Altar to first row of Audience = 15'

Team Chairs - On the Sidelines

Center of Registrar's chair in line with 3' from rear of Podium


15' from closest side of Podium

12" between each chair

WOMEN OF THE MOOSE

RITUAL COMPETITION FLOOR DIAGRAMS AND FLOOR MOVEMENT

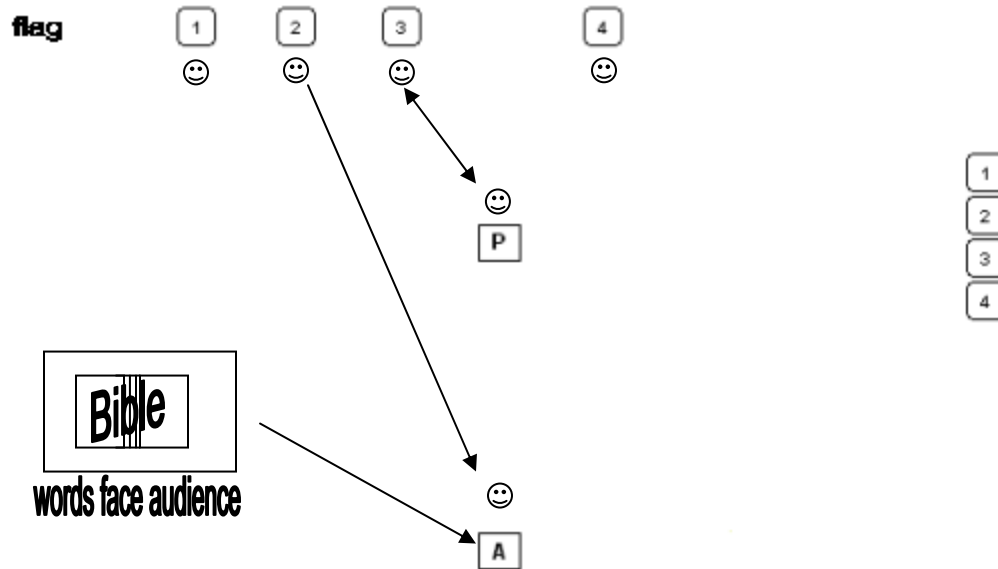
Prior to Start of Competition



Team members seated in chairs at front of room.

WOMEN OF THE MOOSE

RITUAL COMPETITION FLOOR DIAGRAMS AND FLOOR MOVEMENT



Audience

Seating Legend	
1.	Registrar
2.	Chaplain
3.	Chairman
4.	Historian

Opening

Chairman proceeds to Center of the Podium

Prayer

Chaplain proceeds to 2' from Center of the Altar. Chairman returns to chair, remains standing and turns to face audience. In unison, Registrar, Chairman and Historian turn to face the Altar.

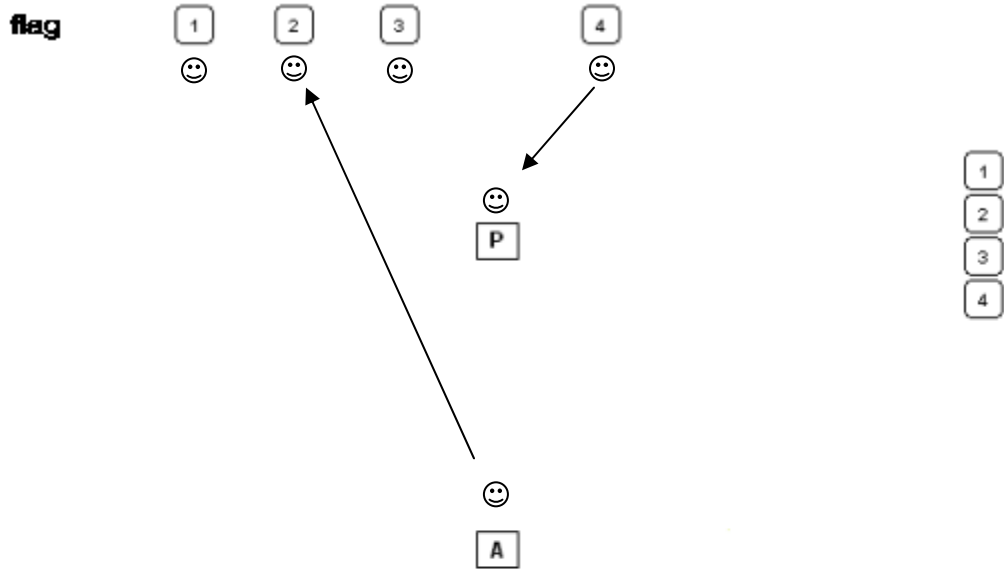
Chaplain takes one - two step(s) up to the center of the Altar, opens Bible and remains in place. After completion of prayer - all turn back to original positions.

WOMEN OF THE MOOSE

RITUAL COMPETITION FLOOR DIAGRAMS AND FLOOR MOVEMENT

Pledge to Flag

Chaplain takes two steps back. All turn toward the flag. When completed, all turn to face audience.



Audience

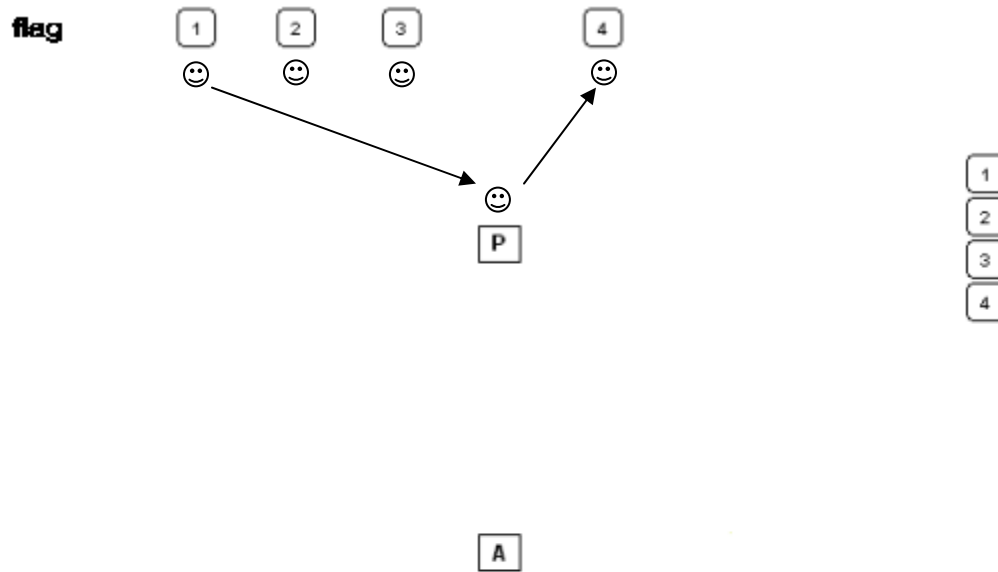
Seating Legend	
1.	Registrar
2.	Chaplain
3.	Chairman
4.	Historian

Story of the Green Cap

Chaplain returns to chair, turns to face the audience and remains standing.
Historian proceeds to the center of the Podium. Upon cue, team members sit in union.

WOMEN OF THE MOOSE

RITUAL COMPETITION FLOOR DIAGRAMS AND FLOOR MOVEMENT



Audience

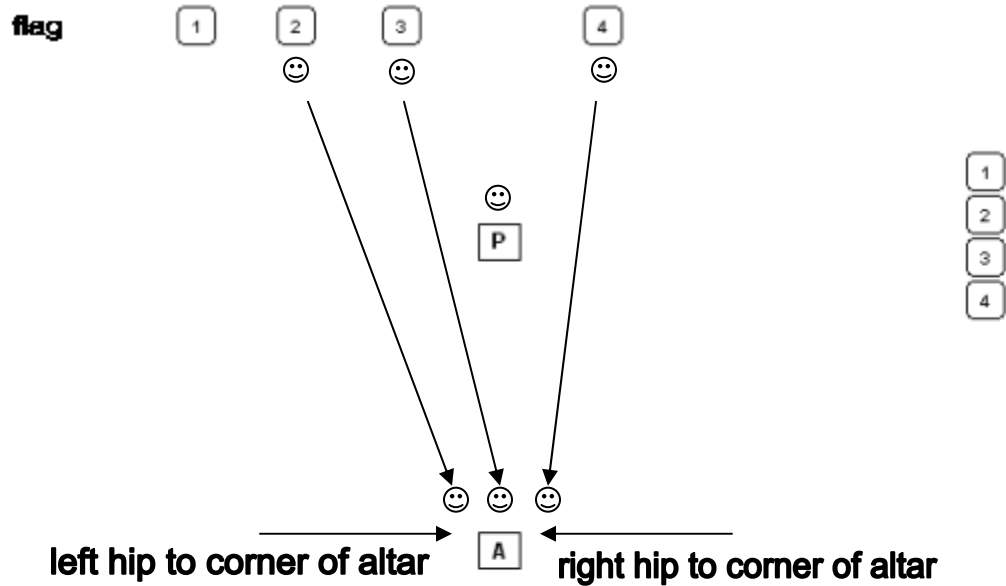
- Seating Legend**
1. Registrar
 2. Chaplain
 3. Chairman
 4. Historian

Enter/Vacate

Historian proceeds to chair, and turns to face audience and remains standing.
Registrar proceeds to center of the Podium.

WOMEN OF THE MOOSE

RITUAL COMPETITION FLOOR DIAGRAMS AND FLOOR MOVEMENT



Audience

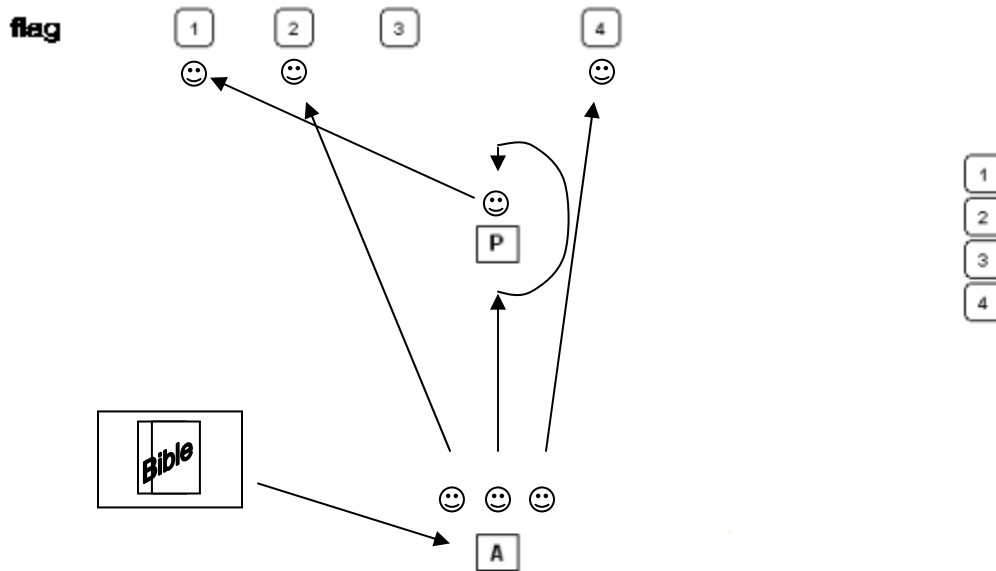
Seating Legend	
1.	Registrar
2.	Chaplain
3.	Chairman
4.	Historian

Pledge

Chaplain and Chairman stand in unison. Chaplain, Chairman, and Historian proceed to 2' from Altar and remain facing the audience. Chaplain's left hip in line with closest corner of Altar. Historian's right hip in line with closest corner of Altar. Chairman is at the center of the Altar.

WOMEN OF THE MOOSE

RITUAL COMPETITION FLOOR DIAGRAMS AND FLOOR MOVEMENT



Audience

Seating Legend	
1.	Registrar
2.	Chaplain
3.	Chairman
4.	Historian

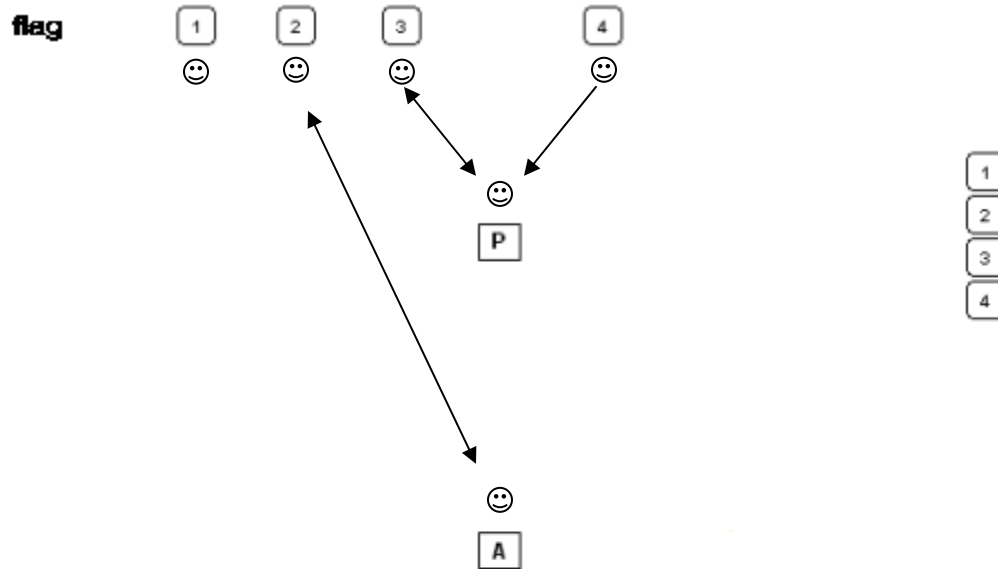
Enter/Vacate

Chaplain takes one step forward, turns and proceeds to chair. Historian takes one step forward on right foot, turns and proceeds to chair. Registrar proceeds to chair.

Chairman takes one step forward on right foot, turns face Podium, proceeds to the front of Podium on a straight line, semi-circles the Podium to her right and proceeds to the center of the Podium.

WOMEN OF THE MOOSE

RITUAL COMPETITION FLOOR DIAGRAMS AND FLOOR MOVEMENT



Audience

Seating Legend	
1.	Registrar
2.	Chaplain
3.	Chairman
4.	Historian

Prayer

Chaplain proceeds to 2' from Center of the Altar. Chairman returns to chair, turns to face audience and remains standing. Registrar, Chairman and Historian, in unison, turn to face the Altar. Chaplain takes one - two step(s) up to the center of the Altar, remains in place for the prayer and to close Bible.

Enter/Vacate

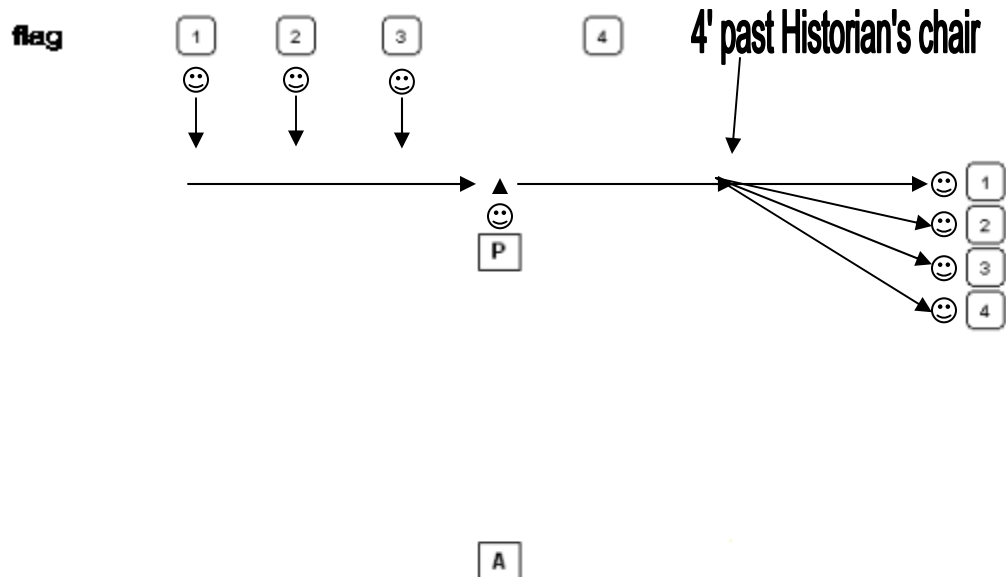
Historian proceeds to center of the Podium, Chaplain and Chairman proceed to chairs and remain standing. In unison, all team members turn to face the audience.

Obligation

Historian stands. All team members raise hands in unison. In unison, team members lower hands and sit down.

WOMEN OF THE MOOSE

RITUAL COMPETITION FLOOR DIAGRAMS AND FLOOR MOVEMENT



Audience

Seating Legend	
1.	Registrar
2.	Chaplain
3.	Chairman
4.	Historian

Vacate

Registrar, Chaplain and Chairman, when introduced, stand and acknowledge their introduction. Each will take one - two step(s) forward to be in line with center of the Registrar's sideline chair.

Historian acknowledges the introduction and takes one - two step(s) back to be in line with center of the Registrar's sideline chair.

In unison, all turn toward sideline chairs.

4' from the center of the Historian's chair, team members proceed to their chairs by a straight line or on a direct diagonal.

In unison, all team members turn to face opposite sidewall and are seated.